



BLUE HAT
CRANE
913.321.0127

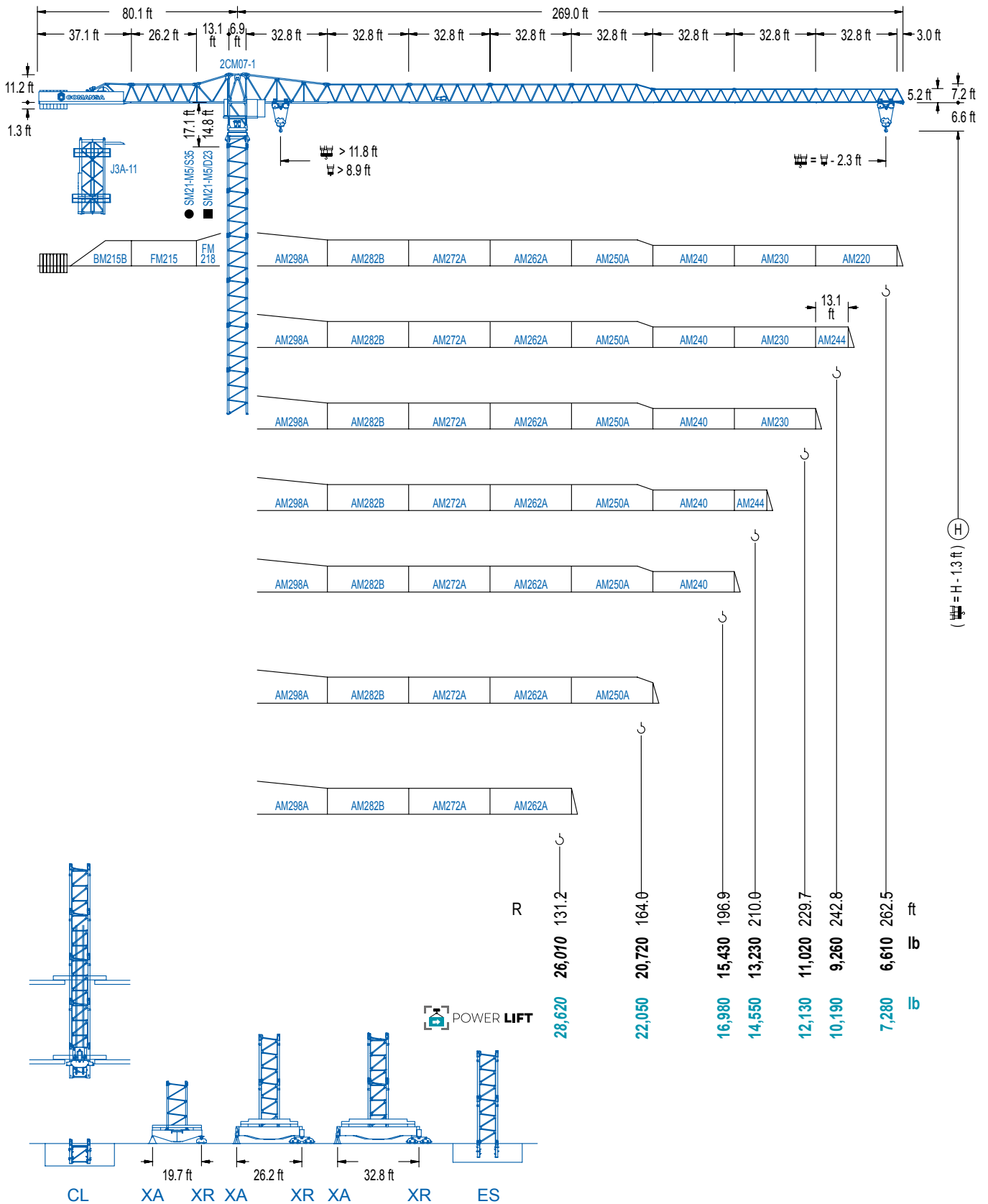


COMANSA

2100 Series

21 LC 450

44,090 lb



2100 Series

CE EN 14439 (C/25)

DIAGRAMA DE CARGAS

Load chart / Diagramme de charges / Lastdiagramm / Diagramma di carico / Диаграмма распределения нагрузки

R (ft)																				
262.5	46.9	59.1	65.6	72.2	85.3	91.5	98.4	105.0	114.8	124.7	131.2	147.6	164.0	180.4	196.9	210.0	229.7	242.8	262.5	ft
	44,090	33,930	30,030	26,870	22,050	22,050	20,330	18,920	17,130	15,630	14,770	12,940	11,490	10,300	9,300	8,640	7,760	7,280	6,610	lb
242.8		57.1	65.6	72.2	82.0	91.9	98.4	104.0	111.9	124.7	131.2	147.6	164.0	180.4	196.9	210.0	229.7	242.8	ft	
		44,090	37,590	33,710	29,100	25,530	23,550	22,050	22,050	19,580	18,500	16,250	14,440	12,990	11,770	10,930	9,880	9,260	lb	
229.7			62.3	72.2	82.0	91.9	98.4	105.0	114.2	123.0	131.2	147.6	164.0	180.4	196.9	210.0	229.7	ft		
			44,090	37,430	32,360	28,420	26,230	24,340	22,050	22,050	20,520	18,030	16,070	14,460	13,120	12,190	11,020	lb		
210.0				66.9	72.2	82.0	91.9	98.4	105.0	114.8	122.7	132.2	147.6	164.0	180.4	196.9	210.0	ft		
				44,090	40,430	34,990	30,750	28,420	26,390	23,790	22,050	22,050	19,510	17,390	15,650	14,220	13,230	lb		
196.9					71.9	82.0	91.9	98.4	105.0	114.8	124.7	131.6	142.1	164.0	180.4	196.9	ft			
					44,090	37,900	33,360	30,820	28,640	25,840	23,500	22,050	22,050	18,850	16,980	15,430	lb			
164.0						77.8	82.0	91.9	98.4	105.0	114.8	124.7	143.0	154.9	164.0	ft				
						44,090	41,560	36,600	33,840	31,460	28,420	25,860	22,050	22,050	20,720	lb				
131.2							81.0	91.9	98.4	105.0	114.8	124.7	128.9	ft						
							44,090	38,250	35,410	32,910	29,740	27,070	26,010	lb						

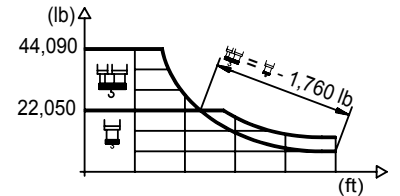
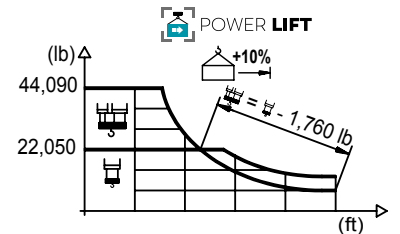


DIAGRAMA DE CARGAS POWERLIFT

Load chart PowerLift / Diagramme de charges PowerLift / Lastdiagramm PowerLift / Diagramma di carico PowerLift / Диаграмма распределения нагрузки PowerLift

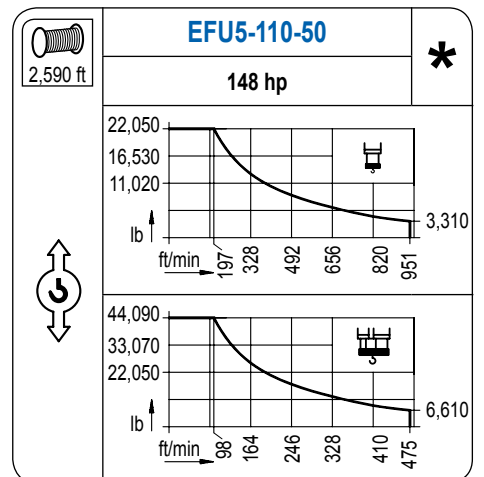
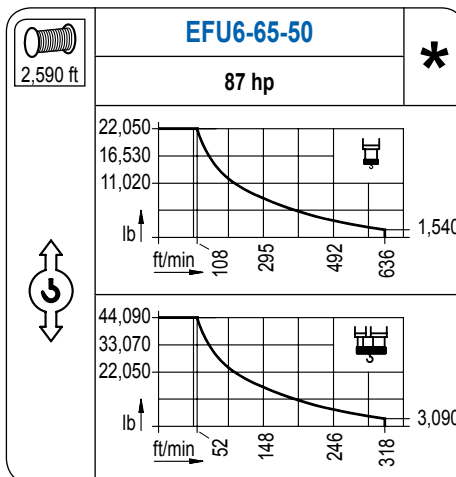
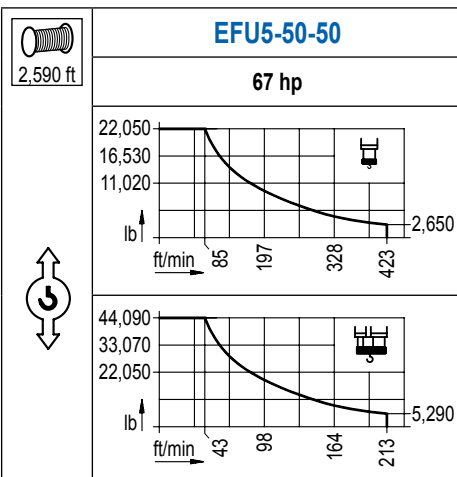
R (ft)																				
262.5	50.5	59.1	65.6	72.2	82.0	92.2	98.8	105.0	114.8	124.7	131.2	147.6	164.0	180.4	196.9	210.0	229.7	242.8	262.5	ft
	44,090	36,990	32,760	29,340	25,290	22,050	22,050	20,610	18,670	17,040	16,090	14,130	12,540	11,270	10,190	9,460	8,530	7,980	7,280	lb
242.8		61.7	65.6	72.2	82.0	91.9	98.4	105.0	112.9	121.4	131.2	147.6	164.0	180.4	196.9	210.0	229.7	242.8	ft	
		44,090	41,120	36,910	31,900	28,000	25,860	23,990	22,050	22,050	20,240	17,770	15,830	14,240	12,920	12,020	10,850	10,190	lb	
229.7			67.6	72.2	82.0	91.9	98.4	105.0	114.8	124.0	133.5	147.6	164.0	180.4	196.9	210.0	229.7	ft		
			44,090	41,010	35,490	31,220	28,840	26,790	24,140	22,050	22,050	19,780	17,610	15,870	14,420	13,400	12,130	lb		
210.0				72.5	82.0	91.9	98.4	105.0	114.8	124.7	133.2	143.7	164.0	180.4	196.9	210.0	ft			
				44,090	38,430	33,800	31,260	29,030	26,210	23,830	22,050	22,050	19,090	17,200	15,630	14,550	lb			
196.9					78.1	82.0	91.9	98.4	105.0	114.8	124.7	143.4	154.9	164.0	180.4	196.9	ft			
					44,090	41,670	36,680	33,950	31,550	28,480	25,930	22,050	22,050	20,720	18,670	16,980	lb			
164.0						84.3	91.9	98.4	105.0	114.8	124.7	131.2	155.2	164.0	ft					
						44,090	40,040	37,040	34,460	31,150	28,370	26,760	22,050	22,050	lb					
131.2							87.9	91.9	98.4	105.0	114.8	124.7	128.9	ft						
							44,090	41,950	38,850	36,130	32,670	29,760	28,620	lb						



2100 Series

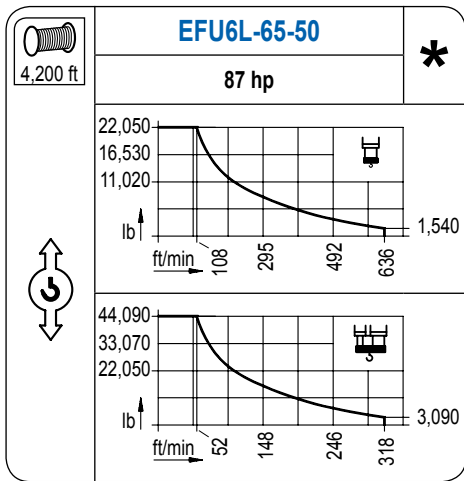
MECANISMOS

Mechanisms / Mécanismes / Antriebe / Meccanismi / Механизмы

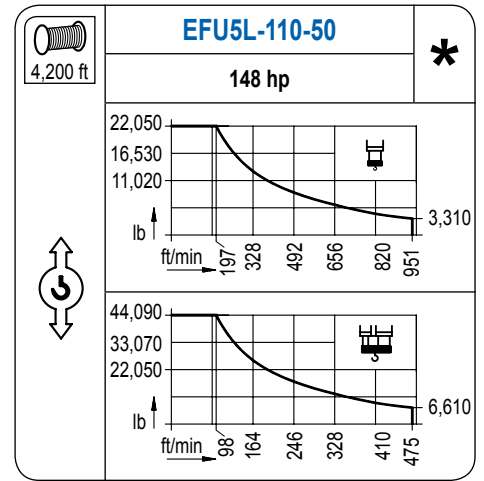


MECANISMOS

Mechanisms / Mécanismes / Antriebe / Meccanismi / Механизмы



Para mecanismos de alta capacidad de cable consultar cargas. / For mechanisms with high drum capacity, request loads. / Pour des mécanismes avec une grande capacité de câble il faut consulter. / Für Hubmechanismen mit hoher Kabelkapazität, Lastdiagramm anfragen. / Gru con tamburo ad alta capacità di avvolgimento fune, consultare il diagramma di carico. / Проконсультируйтесь о нагрузках при механизмах с большей вместимостью кабеля.



	CFU-7.5
	10 hp
0 ⇔ 308 ft/min	

	GFU-7.5
	4x 10 hp
0 ⇔ 0,7 rpm	

	TRA-7.5	TRA-7.5
	2x 55 ft·lb	4x 55 ft·lb
	78 ft/min	
	5XR73	7XR63 10XR83

*	TRA-7.5VC	TRA-7.5VC
	2x 55 ft·lb	4x 55 ft·lb
	78 ft/min	
	5XR73	7XR63 10XR83

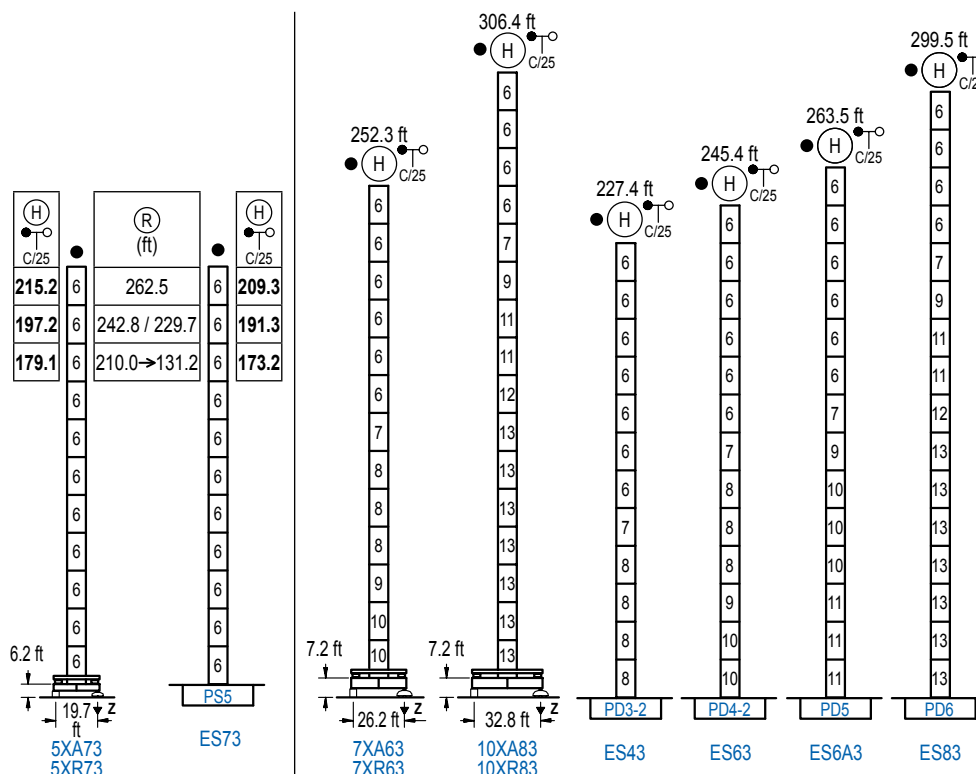
POTENCIA / POWER / PUISSANCE / LEISTUNG / POTENZA / МОЩНОСТЬ				Tensión de alimentación / Operating voltage / Tension de service / Betriebsspannung / Tensione di alimentazione / Напряжение источника питания	Generador / Generator / Générateur / Generator / Generatore / Генератор
Elevación / Hoist / Levage / Hub / Sollevamento / Тип механизма (подъем)	Carro / Trolley / Chariot / Laufkatze / Carrelo / Грузовая тележка	Giro / Slewing / Rotation / Drehbewegung / Rotazione / Поворот	Traslación / Travel / Translation / Verfahrbewegung / Traslazione / Ход	480 V 3ph 60 Hz	170 kVA 195 kVA 195 kVA 260 kVA 260 kVA
EFU5-50-50	CFU-7.5	(4x) GFU-7.5	(2x) TRA-7.5 (4x) TRA-7.5		170 kVA
EFU6-65-50					195 kVA
EFU6L-65-50					195 kVA
EFU5-110-50					260 kVA
EFU5L-110-50					260 kVA

Opcional / Optional / En option / Kaufoption / Opzionale / Опционально
*

ALTURAS BAJO GANCHO

Heights under hook / Hauteurs sous crochet / Hakenhöhen / Altezza sotto gancio / Высота под крюком

∅ 8.2 ft



n°	Ref.	∅	h
6	S35	8.2	18.0
7	TD33A	8.2	18.0
8	D33	8.2	18.0
9	TD34	8.2	18.0
10	D34	8.2	18.0
11	D35	8.2	18.0
12	TD36B	8.2	18.0
13	D36B	8.2	18.0
1x S35 = 1x S35M			
1x D33 = 1x D33M			

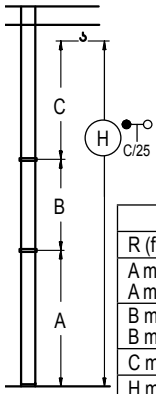
Z máx.	En servicio / In operation / En service / In Betrieb / In servizio / При работе	5XR73....265 kip 7XR63....269 kip 10XR83...302 kip
	Fuera de servicio / Out of service / Hors service / Ausser Betrieb / Fuori servizio / В стационарном состоянии	5XR73....333 kip 7XR63....364 kip 10XR83...483 kip

Otras zonas de viento o alturas superiores consultar / Other wind zones or additional hook heights on request / Autres zones de vent ou des hauteurs supplémentaires sur demande / Andere Windzonen oder weitere Hakenhöhen auf Anfrage / Per zone con velocità del vento particolari o altezze superiori consultare il fabbricante / При других ветренных зонах о при большой высоте проконсультируйтесь с нами

GRÚA ARRIOSTRADA

Braced crane / Grue à entretoisement / Abgespannter Kran / Gru ancorata / Нарастиваемый кран

∅ 8.2 ft



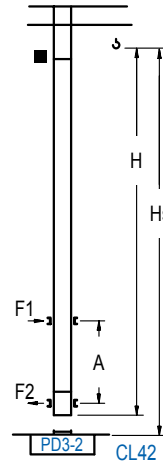
	5XA73				7XA63		10XA83	
R (ft)	262.5	242.8 / 229.7	210.0 → 131.2	262.5 → 131.2	262.5 → 131.2	262.5 → 131.2	262.5 → 131.2	262.5 → 131.2
A max	168.6	162.4	132.5	205.7	205.7	205.7	205.7	205.7
A min	77.4	77.4	96.5	115.5	115.5	115.5	115.5	115.5
B max	-	108.3	-	108.3	-	108.3	-	108.3
B min	-	72.2	-	72.2	-	72.2	-	72.2
C max	154.9	154.9	154.9	154.9	154.9	154.9	154.9	154.9
H max	323.5	431.8	305.4	413.7	287.4	395.7	360.6	468.8

	ES73				ES43		ES63		ES6A3		ES83	
R (ft)	262.5	242.8 / 229.7	210.0 → 131.2	262.5 → 131.2	262.5 → 131.2	262.5 → 131.2	262.5 → 131.2	262.5 → 131.2	262.5 → 131.2	262.5 → 131.2	262.5 → 131.2	262.5 → 131.2
A max	162.7	144.7	126.6	180.8	198.8	198.8	216.9	253.0	253.0	253.0	253.0	253.0
A min	90.6	90.6	90.6	90.6	108.6	108.6	126.6	198.8	198.8	198.8	198.8	198.8
B max	-	108.3	-	108.3	-	108.3	-	108.3	-	108.3	-	108.3
B min	-	72.2	-	72.2	-	72.2	-	72.2	-	72.2	-	72.2
C max	154.9	154.9	154.9	154.9	154.9	154.9	154.9	154.9	154.9	154.9	154.9	154.9
H max	317.6	425.9	299.5	407.8	281.5	389.8	335.6	443.9	353.7	461.9	371.7	480.0

GRÚA TREPADORA

Internal climbing crane / Grue avec cage de télescopage intérieure / Kran mit Klettern im Gebäude / Gru in rampante in cavedito / Кран с самоподъемом

∅ 6.6 ft



H	Hs < 1,310 ft	
	A max (ft)	A min (ft)
163.7 ft 4x D23 + 4x D23A + CLD23A-12	64.3	29.5
145.7 ft 3x D23 + 4x D23A + CLD23A-12	55.1	26.2
127.6 ft 2x D23 + 4x D23A + CLD23A-12	46.3	23.0

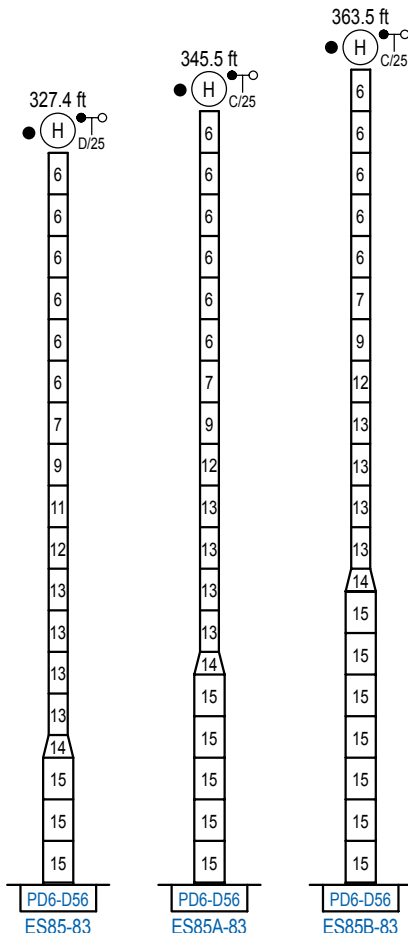
n°	Ref.	∅	h
3	D23	6.6	18.0
4	D23A	6.6	18.0
18	CLD23A-12	6.6	11.2

Otras zonas de viento, alturas superiores, arriostamientos o trepado interno consultar / Other wind zones, additional hook heights, tie frames or internal climbing on request / Autres zones de vent, des hauteurs supplémentaires, entretoisements ou grues avec cage de télescopage intérieure, sur demande / Andere Windzonen, weitere Hakenhöhen, Abspannungen zum Gebäude oder Klettern im Gebäude auf Anfrage / Per zone con velocità del vento particolari, altezze superiori, ancoraggi o rampante in cavedito, consultare il fabbricante / При других ветренных зонах, при большой высоте, привязках к зданию или наращивании крана внутри здания проконсультируйтесь с нами

ALTURAS ESPECIALES

Special heights / Spéciaux hauteurs / Extra Höhen / Conformazioni raccordate per altezze speciali / Для специальной высоты

∅ 13.1 ft



n°	Ref.	∅	h
6	S35	8.2	18.0
7	TD33A	8.2	18.0
8	D33	8.2	18.0
9	TD34	8.2	18.0
10	D34	8.2	18.0
11	D35	8.2	18.0
12	TD36B	8.2	18.0
13	D36B	8.2	18.0
14	TD56D36	13.1	9.8
15	D56	13.1	18.0

1x S35 = 1x S35M
1x D33 = 1x D33M

Otras zonas de viento o alturas superiores consultar / Other wind zones or additional hook heights on request / Autres zones de vent ou des hauteurs supplémentaires sur demande / Andere Windzonen oder weitere Hakenhöhen auf Anfrage / Per zone con velocità del vento particolari o altezze superiori consultare il fabbricante / При других ветренных зонах о при большой высоте проконсультируйтесь с нами